



ಬೃಹತ್ ಬೆಂಗಳೂರು ಮಹಾನಗರ ಪಾಲಿಕೆ  
Bruhat Bengaluru Mahanagara Palike



# BBMP COVID-19 WAR ROOM 21.12.2022

BBMP / COVID-19 WAR ROOM / BULLETIN – 1003/ 21.12.2022 / #BBMPfightsCOVID19



# OVERVIEW OF COVID-19 IN BENGALURU

**CASE TRENDS** ACTIVE CASES **1,222**

<u>Confirmed Cases</u>	<u>Recovered Cases</u>	<u>Death Cases</u>
<b>18</b> 18,76,530 #	<b>24</b> 18,58,317 #	<b>0</b> 16,991 #

**HOSPITALIZATION** **0**

<u>ICU – V</u>	<u>ICU</u>	<u>HDU</u>	<u>General</u>
-	-	-	<b>0</b>

INCLUDES GOVT. QUOTA AND PRIVATE WALK-IN HOSPITALIZATION

**VACCINATION** **182** 2,04,96,333 #

<u>First Dose</u>	<u>Second Dose</u>	<u>Precaution Dose</u>
<b>41</b> 96,79,935 #	<b>15</b> 94,84,608 #	<b>126</b> 13,31,790 #

**TRIAGING**

**MTU**  
**3**

**Tele Triage**  
**12**

**ACTIVE CZs**

**0**

MCZs (< 5 cases)  
**0**

Clusters (> 5 cases)  
**0**

**TESTING** **929** 3,20,02,475 #

<u>RAT</u>	<u>RTPCR</u>
<b>156</b>	<b>773</b>

Positivity : 1.44%  
\*FOR LAST 7 DAYS

# : indicates cumulative numbers till date



# ABSTRACT OF COVID-19 SCENARIO IN BENGALURU

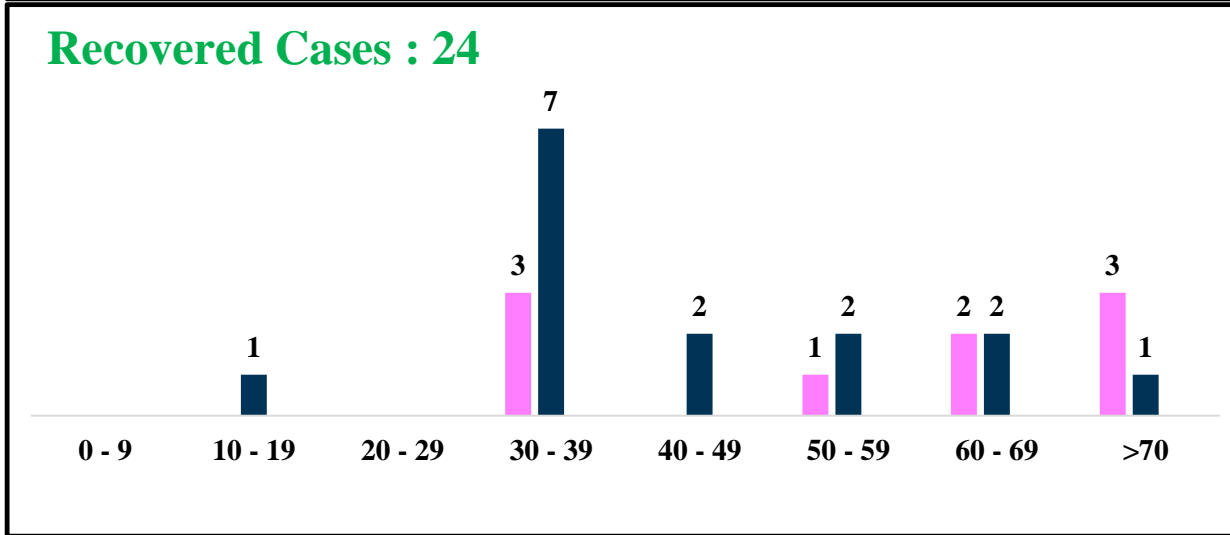
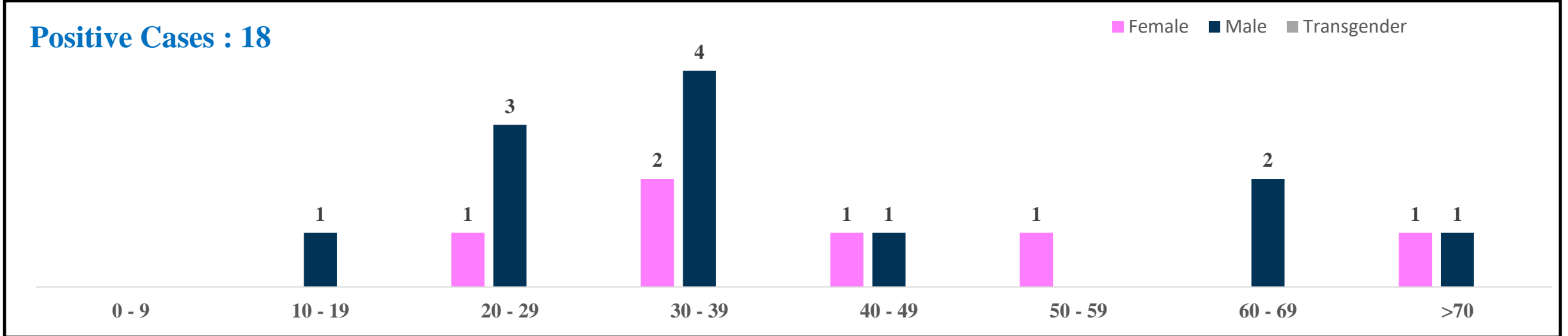


	MALE			FEMALE			TRANSGENDER			TOTAL		
	Last 24 Hours	Last 7 Days	Cumulative	Last 24 Hours	Last 7 Days	Cumulative	Last 24 Hours	Last 7 Days	Cumulative	Last 24 Hours	Last 7 Days	Cumulative
<b>Positive Cases</b>	12	48	11,06,507	6	41	7,69,827	0	0	196	18	89	18,76,530
<b>Recovered Cases</b>	15	129	10,94,018	9	92	7,64,112	0	0	187	24	221	18,58,317
<b>Death Cases</b>	0	0	10,761	0	0	6,226	0	0	4	0	0	16,991
<b>Total Tests Done</b>	<b>In Last 24 hrs. : 929</b>			<b>In last 7 days : 6,194</b>			<b>Cumulative : 3,20,02,475</b>					
<b>Vaccine Doses Administered</b>	<b>In Last 24 hrs. : 182</b>			<b>In last 7 days : 2,124</b>			<b>Cumulative : 2,04,96,333</b>					
<b>ACTIVE CASES</b>									<b>1,222</b>			

\*Covid deaths occurred today : 00 | Covid deaths occurred beyond last 24hrs., reported today : 00



# LAST 24 HOURS AGE GROUP AND GENDER WISE DISTRIBUTION

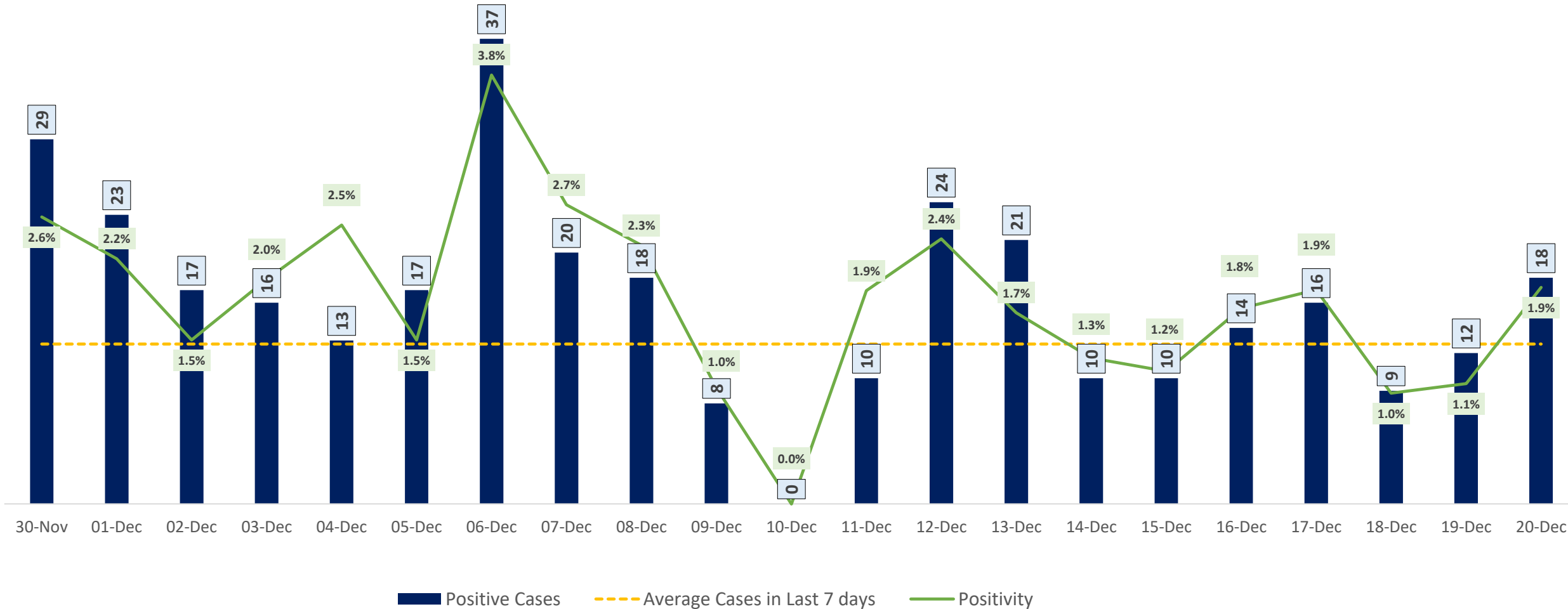




# POSITIVITY RATE OF BENGALURU – LAST 21 DAYS



Average Cases in Last 7 days : 13

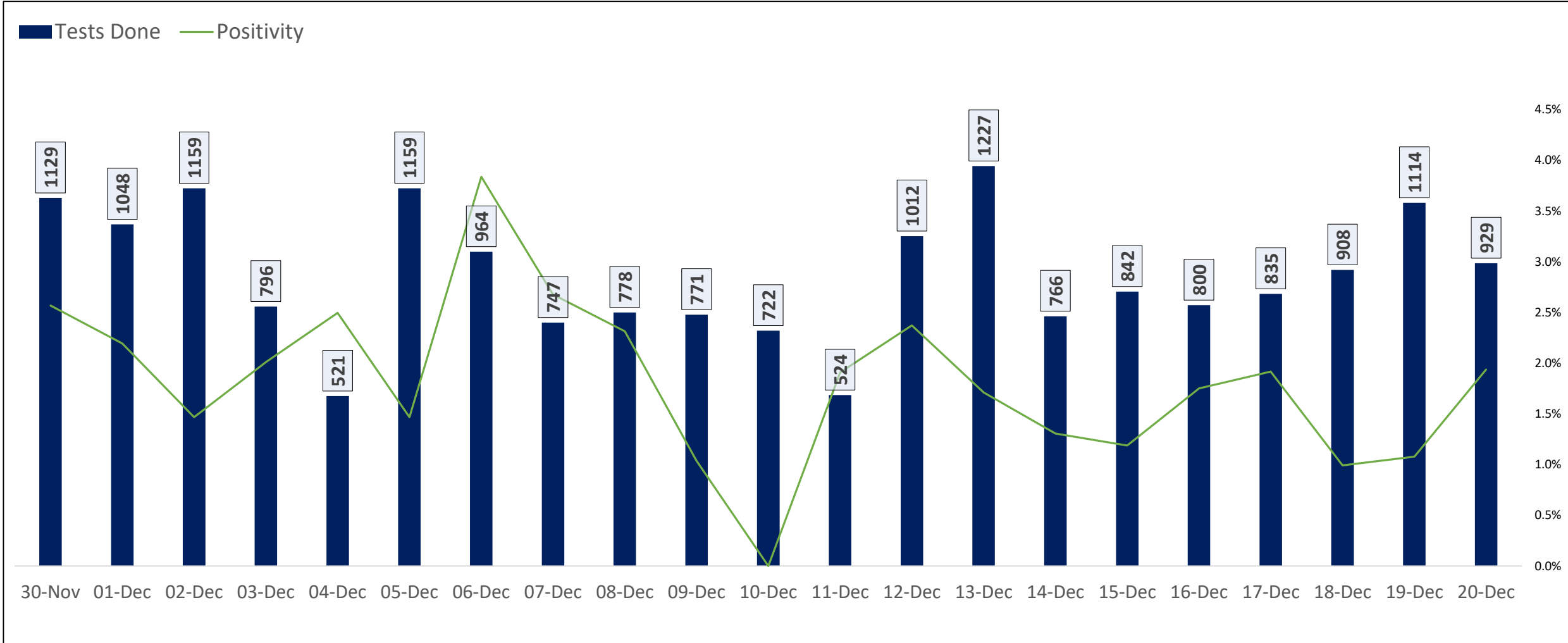




# TESTING TRENDS IN BENGALURU

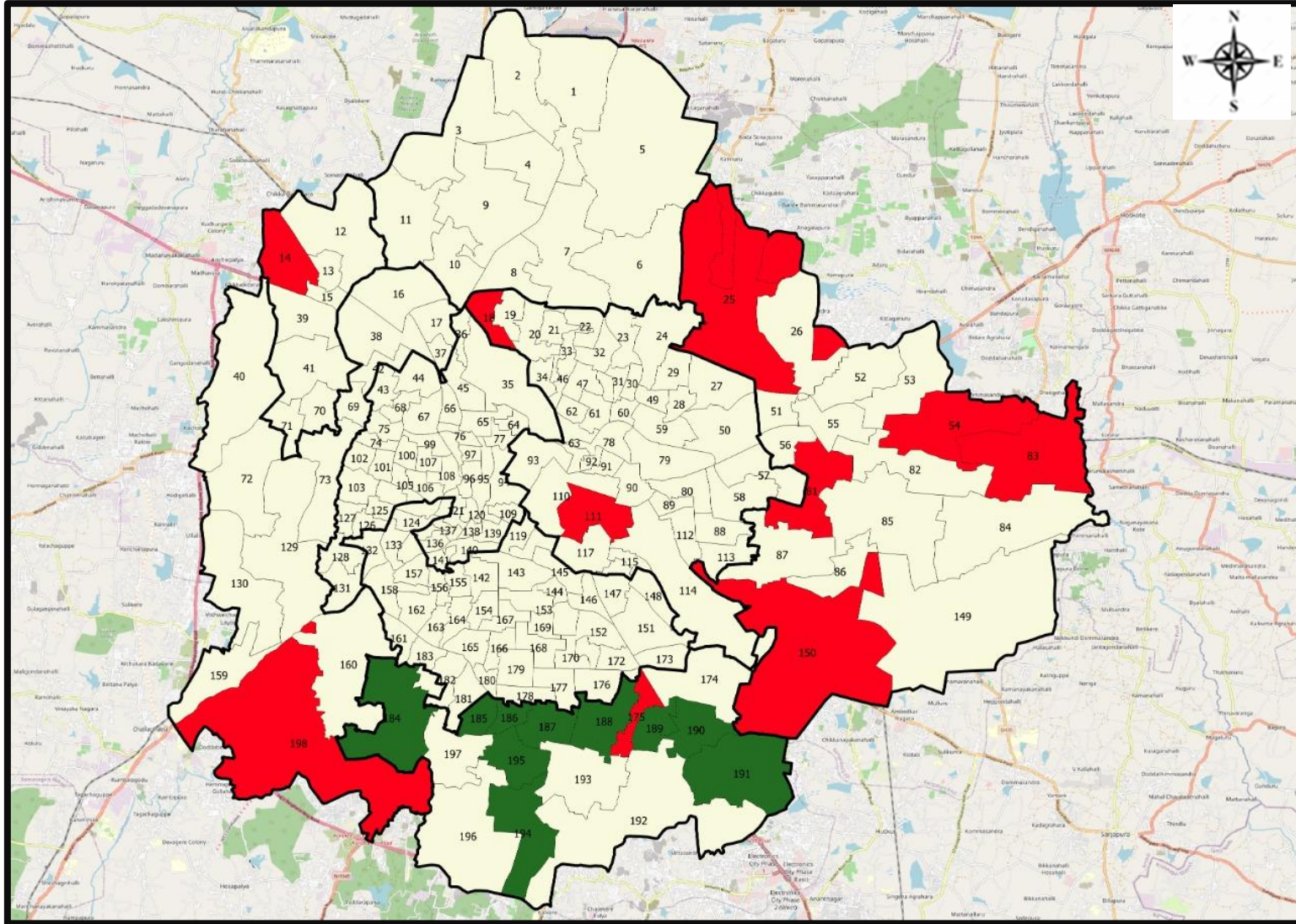


Total Test Conducted Till Date	Test Conducted Last 24 hours	Last 7 Days Average
3,20,02,475	929	885





# BENGALURU URBAN MAP SHOWING TREND OF POSITIVE CASES IN LAST 7 DAYS



### Top 10 wards reporting highest number of positive cases in last 10 days

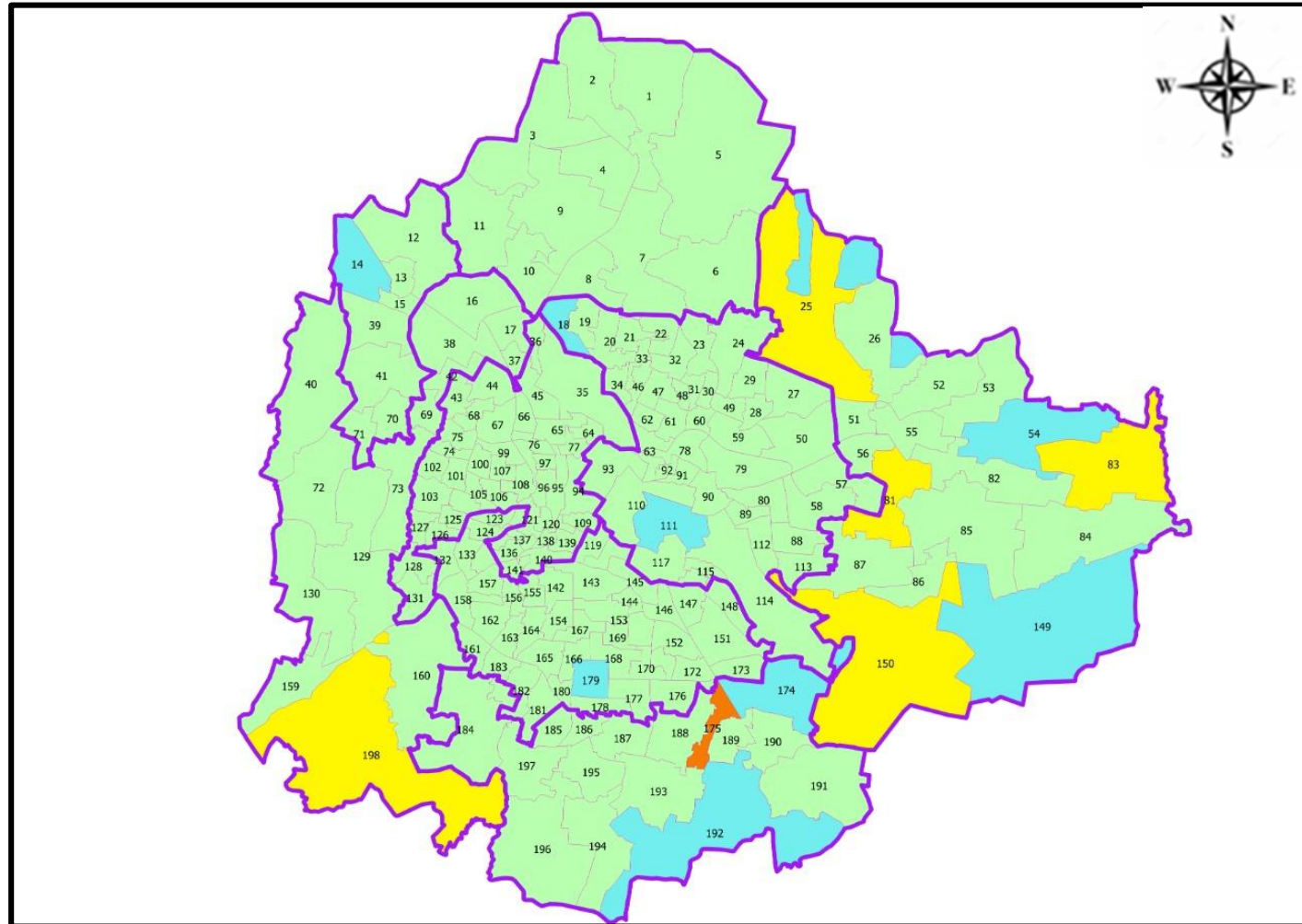
Ward No.	Ward Name	Daily Cases Average
175	Bommanahalli	1
25	Horamavu	1
150	Bellanduru	1
198	Hemmigepura	1
81	Vijnana Nagar	1
83	Kadugodi	1
14	Bagalakunte	1
18	Radhakrishna Temple	1
54	Hudi	1
111	Shantala Nagar	1







### Top 10 wards reporting least number of positive cases in last 7 days

Ward No.	Ward Name	Daily Cases Average
195	Konanakunte	0
194	Gottigere	0
191	Singasandra	0
190	Mangammanapalya	0
189	Hongasandra	0
188	Bilekhali	0
187	Puttenahalli	0
186	Jaraganahalli	0
185	Yelchenahalli	0
184	Uttarahalli	0



# BENGALURU MAP SHOWING INTENSITY OF POSITIVE CASES IN LAST 7 DAYS



-  Level 1 : 0 to 1 Cases
-  Level 2 : 1 to 3 Cases
-  Level 3 : 3 to 5 Cases
-  Level 4 : 5 to 10 Cases
-  Level 5 : More than 10 Cases
-  Zone Boundaries

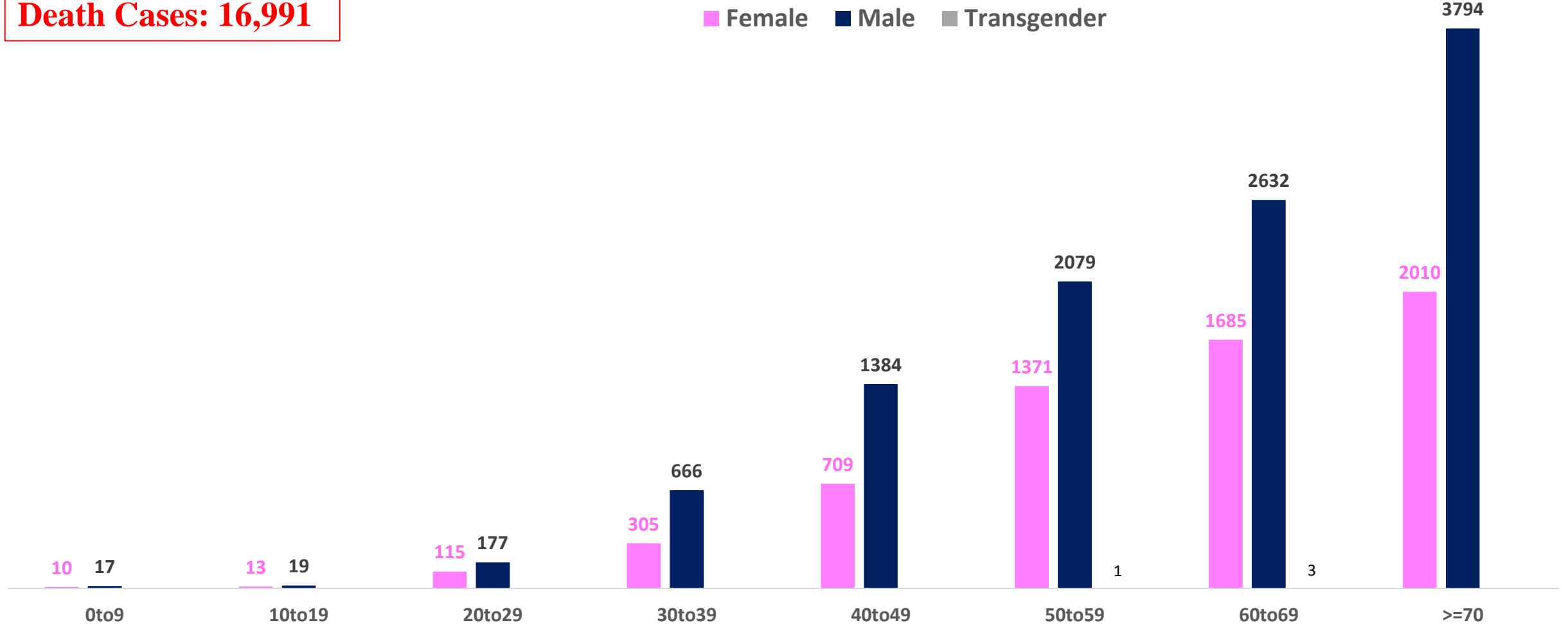




# AGE AND GENDER WISE DISTRIBUTION OF DEATH CASES



**Death Cases: 16,991**





# COVID-19 SCENARIO IN BENGALURU AND OTHER METROPOLITIAN CITIES



CITY NAME	Positive Cases	Active Cases	Recovered	Deceased	Vaccine Doses Administered
New Delhi	20,07,090	29	19,80,542	26,519	3,73,17,328
Bengaluru*	18,76,530	1,222	18,58,317	16,991	2,37,78,980
Mumbai	11,54,127	39	11,34,343	19,745	2,21,34,555
Chennai	7,93,154	12	7,84,071	9,071	1,13,96,462

Source : <https://dashboard.cowin.gov.in/> at 5:00pm (21.12.2022)  
Source : <https://www.covid19bharat.org/> at 5:00pm (21.12.2022)

\*includes BBMP & Bengaluru Urban



# SNAPSHOT OF COVID-19 CASES IN BENGALURU URBAN



**Total Wards With  
0 Cases\* :  
149**

**Tests Conducted  
on 20.12.2022:  
929**

**Recovery  
Rate\*:  
99.03%**

**Total  
Active Cases :  
1,222**

**Total Vaccinated  
on 20.12.2022:  
182**

**Positivity  
Rate\* :  
1.44%**

**Active  
Rate\*:  
0.07%**

**Case  
Fatality Rate\* :  
0.00%**





\*Total positive cases In the past 7 days

\*CFR and positivity is for Past 7 days



ಬೃಹತ್ ಬೆಂಗಳೂರು ಮಹಾನಗರ ಪಾಲಿಕೆ  
Bruhat Bengaluru Mahanagara Palike



<b>Download BBMP Bulletin</b>	<a href="https://apps.bbmpgov.in/covid19/mediabulletin.php">https://apps.bbmpgov.in/covid19/mediabulletin.php</a>
<b>To register for vaccination :</b>	<a href="https://selfregistration.cowin.gov.in/">https://selfregistration.cowin.gov.in/</a>
<b>BBMP COVID19 Dashboard:</b>	<a href="https://apps.bbmpgov.in/covid19/">https://apps.bbmpgov.in/covid19/</a>
<b>Follow us on:</b>	 <a href="http://www.facebook.com/bbmp.comm1/">www.facebook.com/bbmp.comm1/</a>
	 <a href="https://twitter.com/BBMPCOMM">twitter.com/BBMPCOMM</a>
	  <a href="https://www.instagram.com/BBMPSplHealth">BBMPSplHealth</a>

Issued by:

Honorable Chief Commissioner, BBMP  
Special Commissioner Health & IT, BBMP  
MD, Bengaluru Smart City Limited

**THANK YOU !**

